



Alligraze™

Step one, the fertilizer is weighed and put into a blender. Step two, the herbicide is injected into the blender, then blended with fertilizer and dye to indicate complete mixing and distinguish between treated and non-treated ingredients.

Load the treated fertilizer into a spreader buggy or truck and apply it to the field.

To achieve desired weed control, rainfall is required after the application for root uptake of the herbicide.




Image Courtesy of Blair Griffin of the University of Arkansas Cooperative Extension Service.

FERTILIZER RATE

- » 200-400 lbs/acre
- » 200 lbs minimum

HERBICIDE RATE

- » 32 oz/acre Gunslinger AMP
- » 32 oz/acre Prescott
- » Add a small amount of dye to ensure thorough mixing

GUNSLINGER® AMP or PRESCOTT Impregnation onto Dry Fertilizer Process

APPLICATION

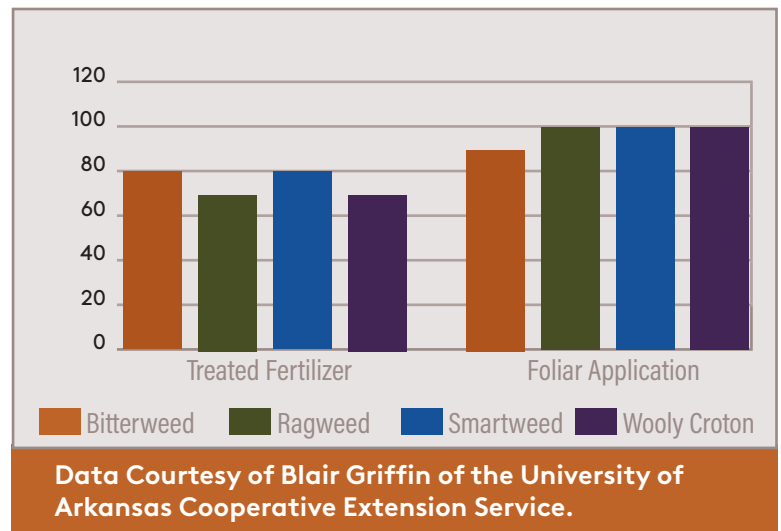
It is best to have 100% overlap. Set the spreader gate at ½ the desired amount and go over the area twice to ensure adequate coverage.

BENEFITS

- » Fewer weather delays
- » No drift potential
- » Fewer trips across the pasture
- » Apply with a truck or buggy
- » Fits both large and small operations
- » No spray equipment for landowners to maintain

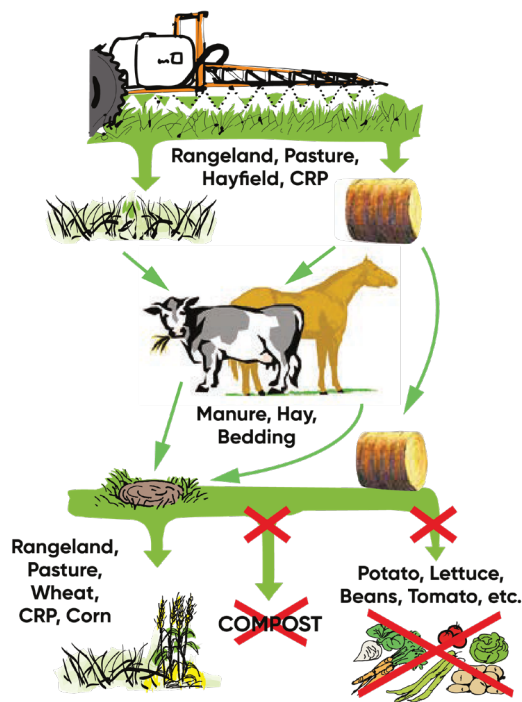
RESULTS

Typically, 70-85% control can be achieved with a foliar application which typically gives better control. Optimum control has been noted on annual weeds less than 12" tall. Once weeds get greater than 12" tall consider a foliar herbicide application.



AMINOPYRALID STEWARDSHIP

FORAGE AND MANURE MANAGEMENT



- » Use hay for compost from area treated for 18 months after application
- » Plan to over-seed pasture, change land use, and/or plant clover

This solution increases grass production by freeing up valuable water, nutrients, and light previously taken by undesirable weeds. GUNSLINGER AMP or Prescott residual herbicides can be used in pre- and post-emergent treatments and feature a high-quality formulation that can be impregnated on dry fertilizer. There are no grazing restrictions. Contact your Alligare representative for more information.



RETAILER MUST

- » Have dedicated equipment for herbicide fertilizer blending
- » Use dye to decipher between treated and untreated fertilizer

PRODUCER MUST NOT

- » Move hay off land for 18 months unless allowed by label
- » Use manure from livestock grazing treated area for compost for 18 months after application



Photo: 21-0-0-24
Ammonium Sulfate



Alligare®
RANGE & PASTURE